



Toronto Stock Exchange

TSX Venture Exchange

# A Capital Opportunity

A GLOBAL MARKET FOR CHINESE COMPANIES

# Disclaimer



This document is for information purposes only and is not an invitation to purchase securities listed on Toronto Stock Exchange or TSX Venture Exchange. TMX Group Inc. and its affiliates do not endorse or recommend any securities referenced in this document. Please seek professional advice to evaluate specific securities.

While the information herein is collected and compiled with care, neither TMX Group Inc. nor any of its affiliated companies represents, warrants or guarantees the accuracy or the completeness of the information. You agree not to rely on the information contained herein for any trading, business or financial purpose.

This information is provided with the express condition, to which by making use thereof you expressly consent, that no liability shall be incurred by TMX Group Inc. and/or any of its affiliates as a result of any errors or inaccuracies herein or any use or reliance upon this information.

# TSX and TSXV by the Numbers



**3837**

Issuers

**\$51B**

Equity raised

**533**

Going public events


**\$57.6M**

Average Financing on TSX

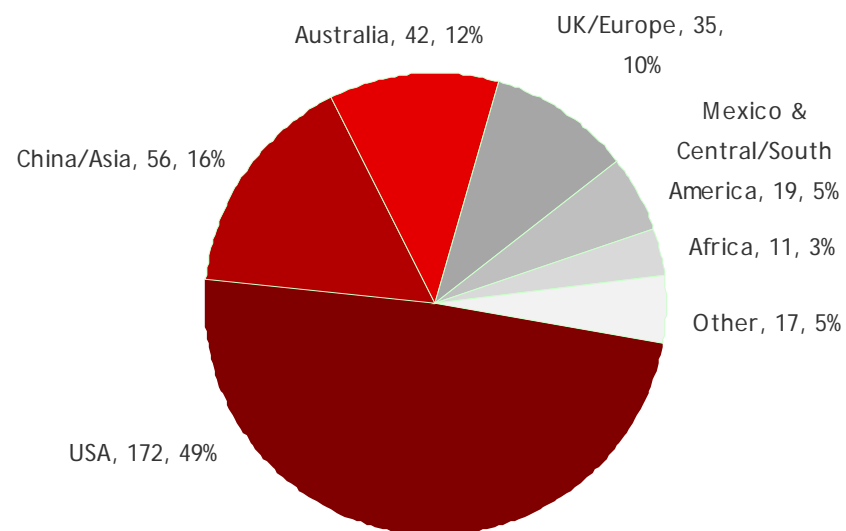
**\$4.5M**

Average Financing on TSXV

# The World Lists on TSX and TSXV



## TSX and TSXV International Listings by Country/Region



Total International Listings as at December 31, 2011 = 352  
TSX = 194 listings • QMV=\$152.1 B  
TSXV = 158 listings • QMV= \$3.4 B

## Why the World Lists on TSX and TSXV



1. ACCESS TO CAPITAL
2. INCREASED LIQUIDITY
3. DIVERSE ISSUER BASE
4. SERVICE AT ALL STAGES OF GROWTH
5. PARTNER WITH A GLOBAL LEADER

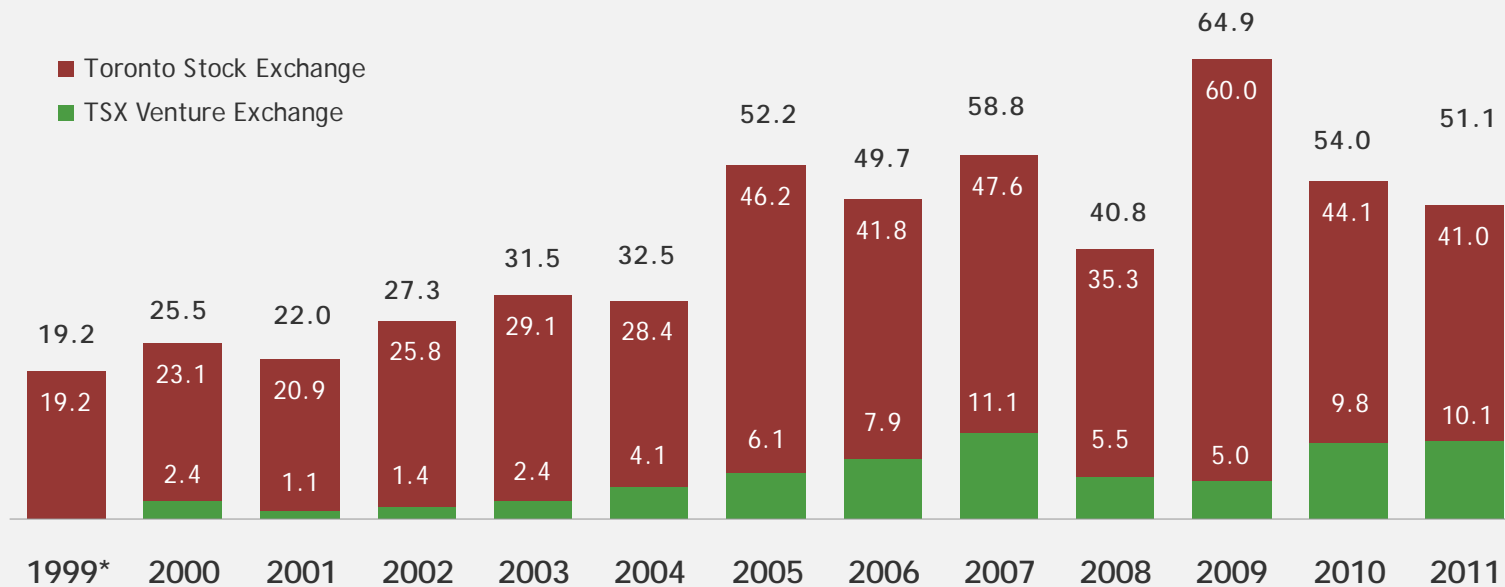


# 1. Access to Capital



## Toronto Stock Exchange and TSX Venture Exchange

Total Financings (C\$Billions) 1999 - 2011



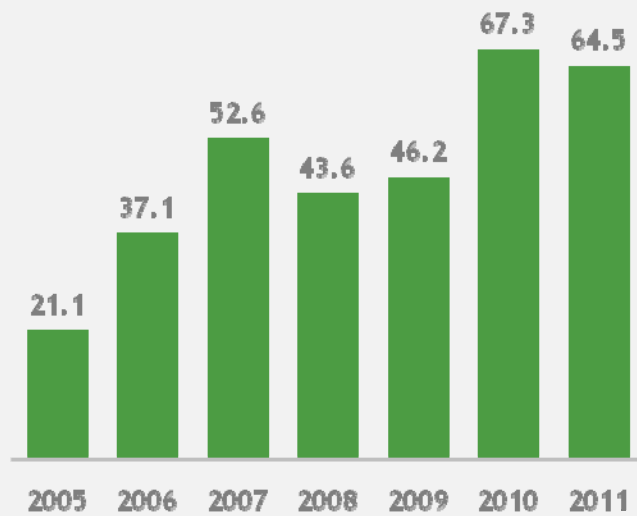
\* TSX Venture Exchange commenced operations on November 29, 1999

## 2. Liquidity

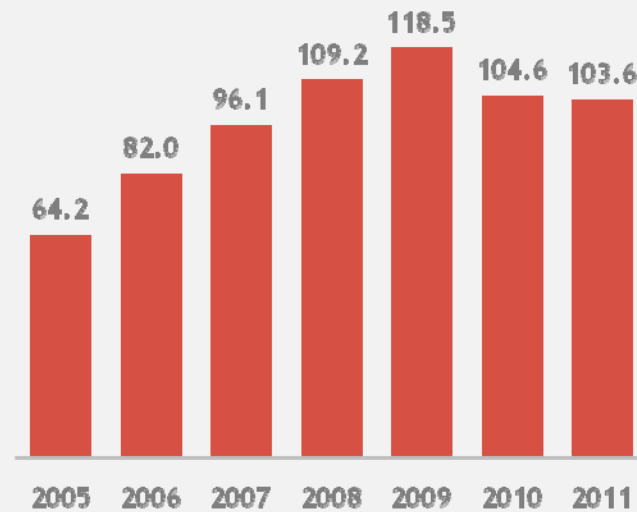


### TSX and TSXV set a combined volume record in 2010

TSX Venture Exchange Volume of Shares Traded (in Billions of Shares)



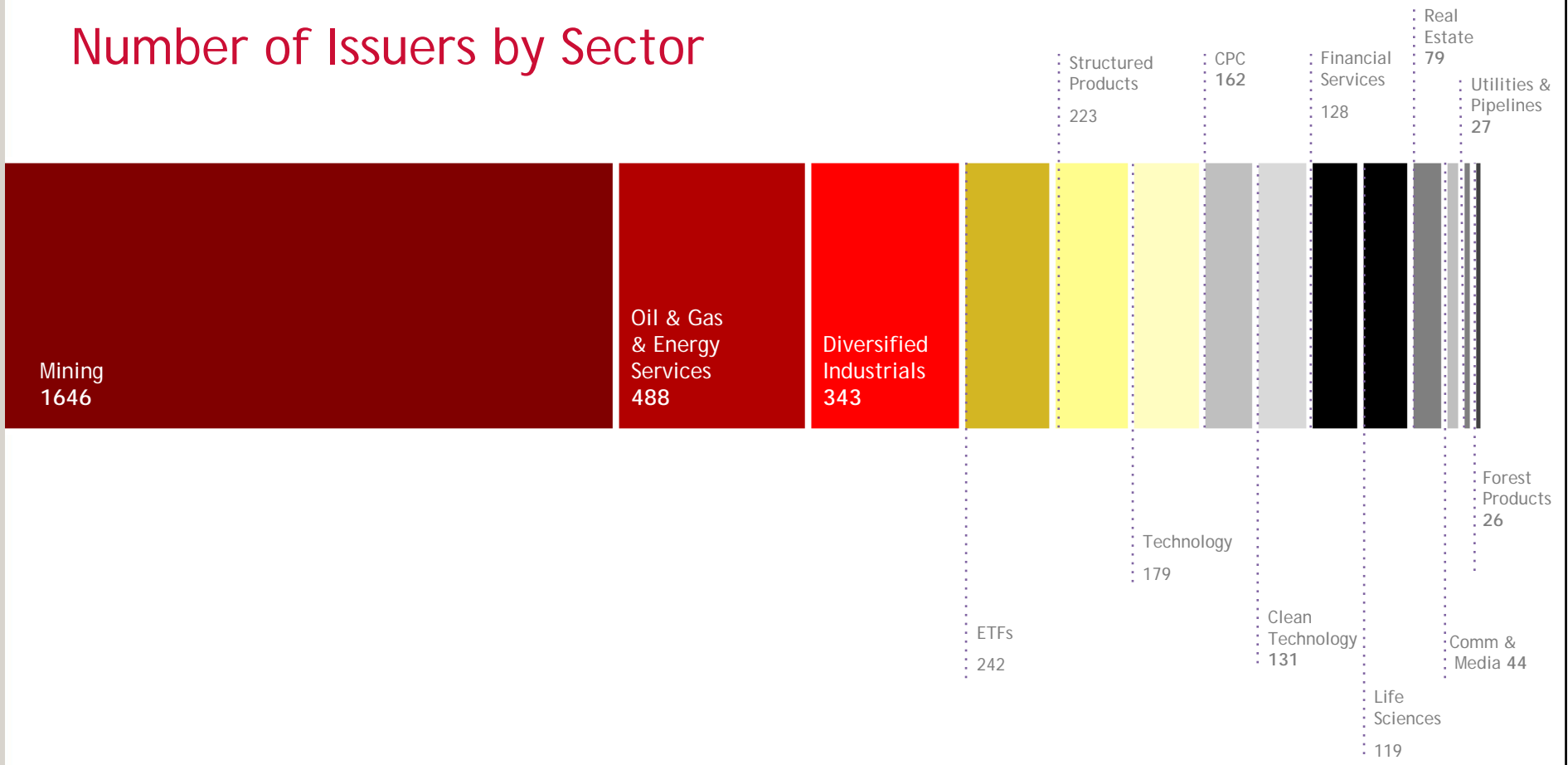
Toronto Stock Exchange Volume of Shares Traded (in Billions of Shares)



# 3. Diverse Issuer Base



## Number of Issuers by Sector

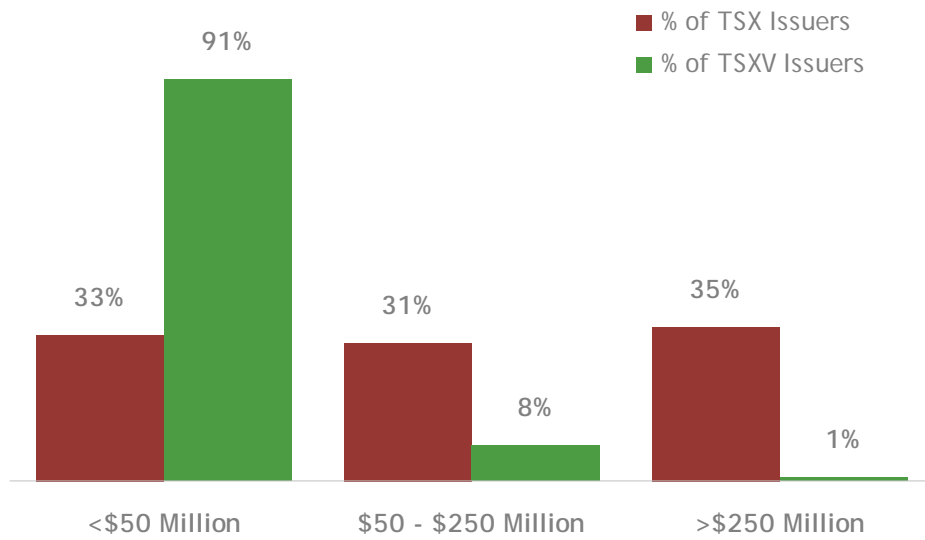


\* As at December 31, 2011, includes issuers on Toronto Stock Exchange and TSX Venture Exchange (100% = 3837)

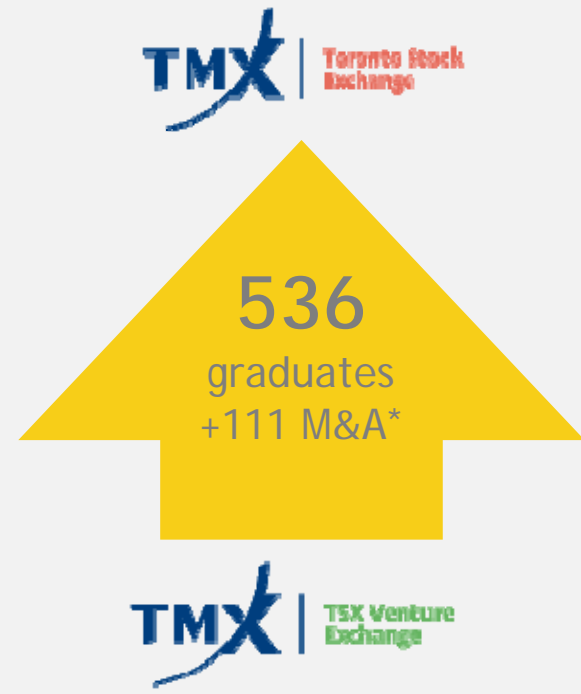
# 4. Service at All Stages of Growth



## Serving all Market Caps



## A Unique Market Structure with Strong Feeder System



## 5. Partner with a Global Leader



A leader in growth

**3837**

issuers on the TSX  
and TSX-V

A leader in mining

**58%**

of the world's public  
mining companies

A leader in energy  
and energy services

**35%**

of the world's public  
oil & gas companies

A leader in clean  
technology

**#1**

in the world, by public  
cleantech companies

**\$51.0B**

equity raised

**\$12.5B**

equity raised

**\$11.4B**

equity raised

**\$1.0B**

equity raised

# The World Trades on TSX

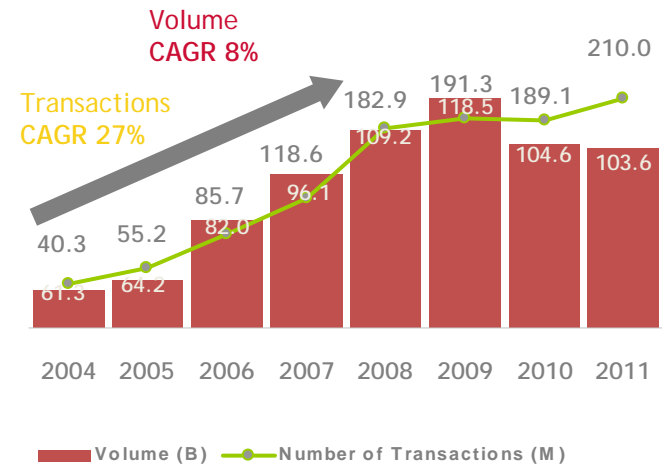


# ~40%

of daily trading originates from international brokers



## Toronto Stock Exchange Volume & Transactions (2004-2011)





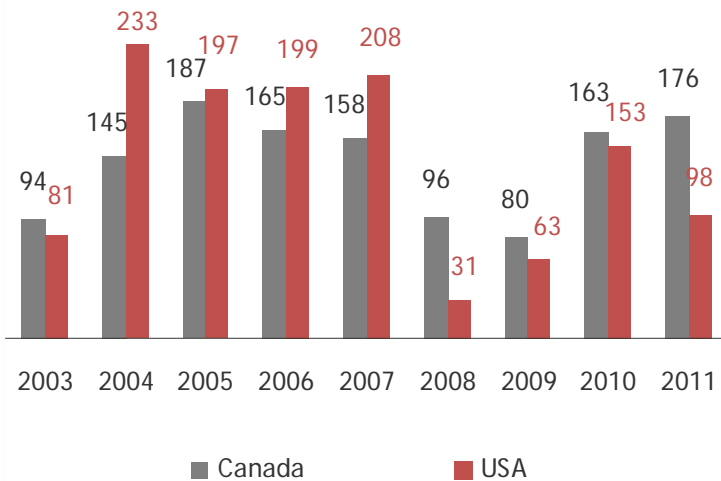
**TMX** | Toronto Stock Exchange | TSX Venture Exchange

The TSX and TSXV Advantage for Chinese Companies

# The Ideal Equity Marketplace



## Total IPOs in Canada and U.S.\*



## Many Chinese companies raise growth capital on TSX and TSXV

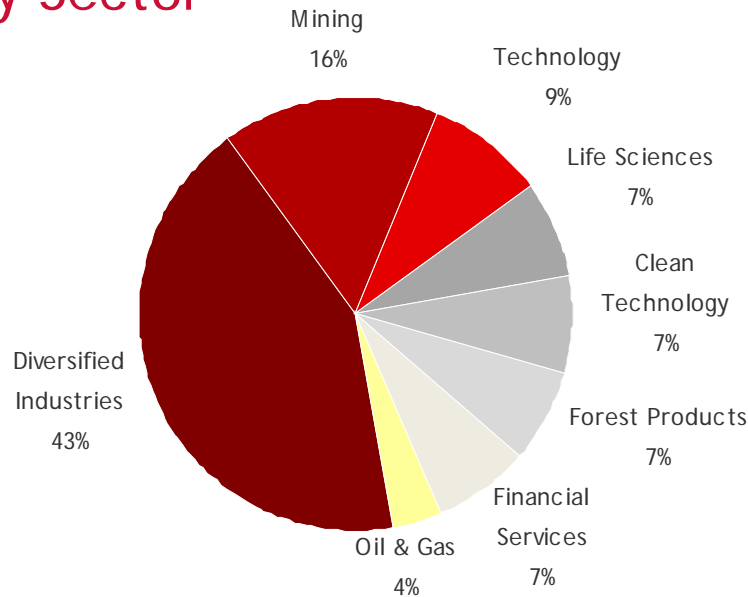
	2008 (C\$)	2009 (C\$)	2010 (C\$)	2011 (C\$)
Total Market Cap.	\$3.6B	\$8.6B	\$12.8B	\$4.6B
Listed Companies	48	53	53	56
Median Market Cap.	\$11.8M	\$26.2M	\$23.4M	\$8.7M
Average Market Cap.	\$75.3M	\$162.2M	\$241.8M	\$81.8M
Financings	\$204.6M	\$950.6M	\$552.2M	\$136.4M
Average Financing	\$7.9M	\$45.3M	\$17.3M	\$8.5M
Going Public Activity	11	9	9	7

\*Source: Hoovers IPO Central

# Support for Issuers of all Sectors and Sizes



## TMX Group Chinese Listings by Sector



Total Chinese Listings as at December 31, 2011 = 56  
Toronto Stock Exchange = 16 listings, QMV=\$4.1B  
TSX Venture Exchange = 40 listings, QMV= \$0.504B

## Canadian Capital Markets welcome investments from China

- China Investment Corporation's (CIC) **C\$1.74 billion** private investment into Teck Resources Ltd. (TSX: TCK)
- Wuhan Iron and Steel Group (WISCO)'s **US\$240 million** investment into Canada's Consolidated Thompson (TSX: CLM)
- Jien Canada's **C\$161 million** investment into Canadian Royalties Inc. (TSX:CZZ)

# MinesOnline.com



**MinesOnline.com** provides a global marketplace for companies looking to buy and sell mining projects from an online platform. A subscription based service is offered which allows users to review listed projects as well as offering companies the opportunity to list their project on MinesOnline.com.

MinesOnline.com was established in 2009 and in less than 12 months has become Australia's number 1 project divestment and acquisition website. The site records up to 6,500 visits per month from interested parties in over 100 countries including the USA, Canada, UK, China, Japan, Russia and many other European, Asian and African nations.

Truly  
Global  
Online  
Platform

Connects  
Buyers &  
Sellers

Miners,  
Strategic  
Investors &  
Governments

Key Conduit  
To No.#1  
Mining Capital  
Markets

**GLOBAL** Exposure

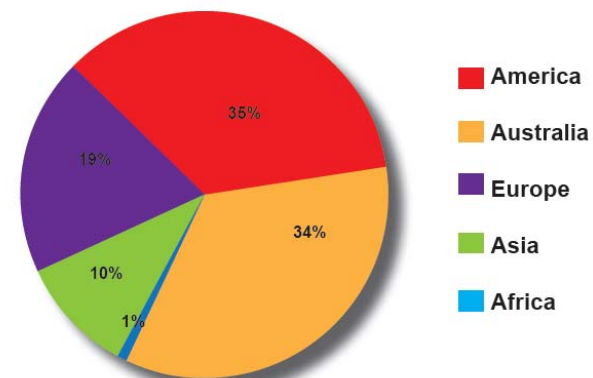
**33%** Project turnover rate

Over **4,000** Newsletter Recipients

Over **1,700** Subscribers

**Free** subscription

## Our Audience Demographics



™Trademark of PCFMinesOnline.com Pty Ltd.

©TMX, Toronto Stock Exchange and TSX Venture Exchange are registered trademarks of TSX Inc.

# Transactions History

“...providing an unrivalled conduit to mining companies....”

The team at [MinesOnline.com](http://MinesOnline.com) has an enviable track record of successful project divestments. We exclusively serve the mining sector and are the leading online asset divestment group in the Australian/Pacific region.

[MinesOnline.com](http://MinesOnline.com) has executed projects around the globe including Australia, Canada and the USA.

## Recent transactions include:

- Barrick Gold Corp - the \$5.3M sale of the Bullant Gold Mine in Western Australia.
- Harmony Gold Mining Co Ltd. - \$6.2M sale of the 1.5Moz Cue project in Western Australia.
- Polaris Metals Pty Ltd. - \$10.5M sale of various iron ore projects in Western Australia.
- Carbon Energy Ltd - \$8.0M sale of the Laverton/Leonora Gold project in Western Australia.
- Cortona Resources Ltd. - \$2.7M sale of the North Monger Gold project in Western Australia.
- Indago Resources Ltd. - A\$0.3M sale of the Mid-continent and Snowbird Projects in North America.
- Tianshan Goldfields Ltd. - Sale of the Qixia Gold Project China.
- Troy Resources NL - A\$0.5M sale of the Gutain Davaa Gold Project in Mongolia.



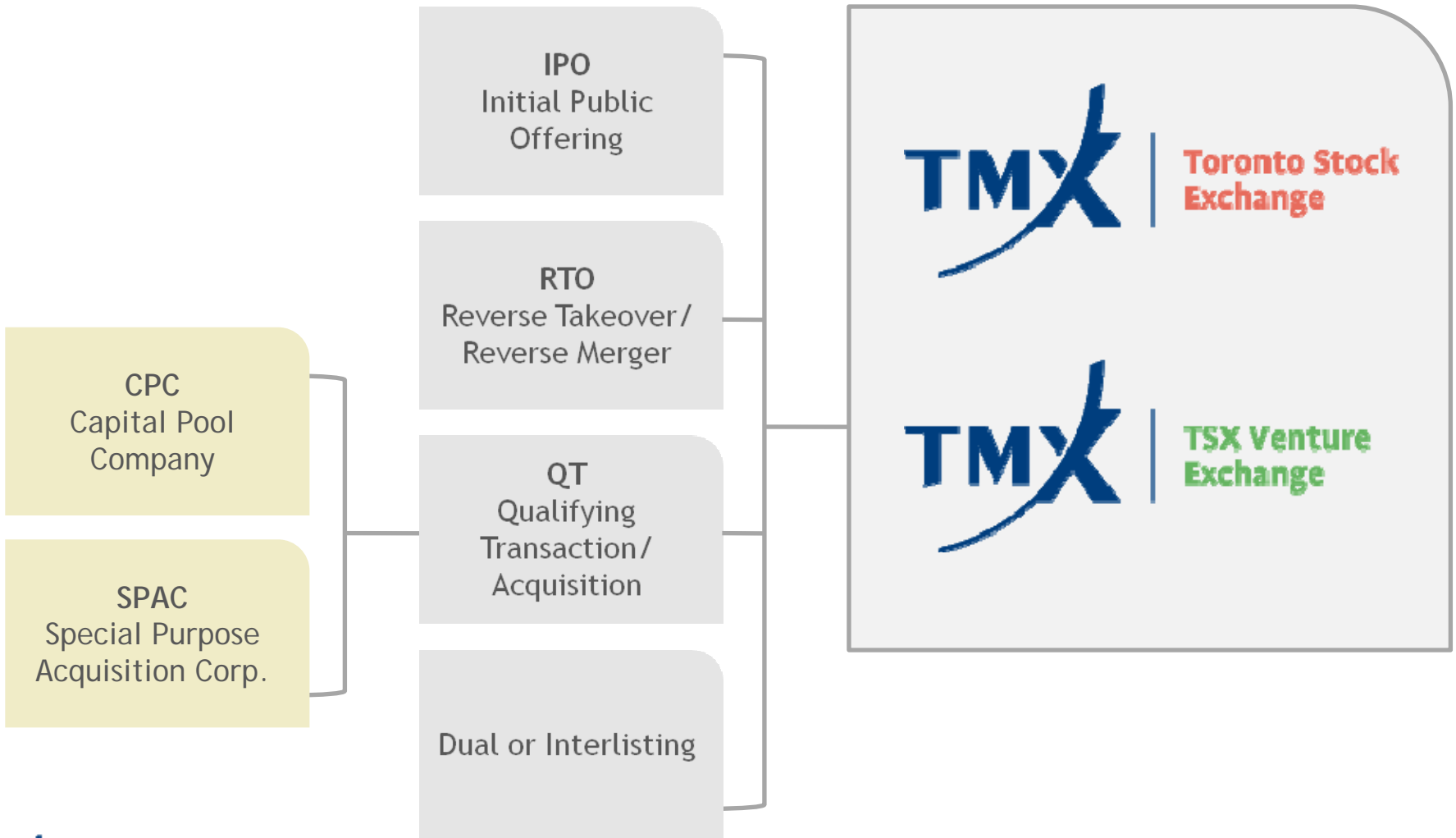
™Trademark of PCFMinesOnline.com Pty Ltd. ©TMX, Toronto Stock Exchange and TSX Venture Exchange are registered trademarks of TSX Inc.



**TMX** | Toronto Stock Exchange | TSX Venture Exchange

How to list on  
Toronto Stock Exchange and  
TSX Venture Exchange

# Multiple Pathways to Listing



# Specific Listing Criteria



- **Technical Listing Requirements**
  - Minimum Property Ownership
  - Management Track Record and Experience
  - Sufficient Working Capital and/or Mine Life
  - NI 43-101 Report
  - Exploration & Development or Producing Requirements

# International Listings



- Public mining companies dual list on a TMX equity exchange and remain listed on home exchange
- Companies can access via IPO, Capital Pool Program (CPC) or RTO onto TSXV or TSX
- Access TSX or TSXV through an M&A transaction or equity investment

# Why Dual List?



## •Benefits of Dual Listing

- Access to significant capital and trading
- Improved home market valuations and trading liquidity
- Ability to put more mines into production

## •Key Trends in Dual Listing

- Growing number of dual listed success stories
- Increased profiles
- Greater interaction between key mining exchanges



Toronto Stock Exchange

TSX Venture Exchange

TSX and TSXV  
are Your Exchanges



# TSX and TSXV Support Your Growth

## Support included in your listing

- TSX InfoSuite, access to the Institute of Corporate Directors, listed logo program, data, anonymous activity reports, all with dedicated personal support, workshops and more!

## Access to additional products and services

- Investor Relations, Visibility and Outreach Services, Research and Educational Support, Market Intelligence and more!

## Capital Market Intelligence

- Mines Online

# The Right Fundamentals for Growth + Dynamic Market

## Access to Equity Capital

- \$51 Billion was raised on TSX and TSXV in 2011

## Strong Liquidity

- 168 Billion shares were traded on TSX and TSXV in 2011, with a value of more than \$1.5T

## Increased Visibility

- With more than 3,800 listed issuers, TSX and TSXV are first in North America for number of listed issuers



Contact our Business Development Team to learn more about your Capital Opportunity

### China

George Gao  
86 1390 1066 501  
george.gao@tsx.com

Edward Cheung  
416 947 4273  
edward.cheung@tsx.com

**A Capital Opportunity**  
A GLOBAL MARKET FOR CHINESE COMPANIES

### Mining

Orlee Wertheim  
416 947-4477  
orlee.wertheim@tsx.com

### Energy

Cindy Gray  
403 218-2822  
cindy.gray@tsx.com

### Diversified Industries

Justin Canivet  
416 947-4710  
justin.canivet@tsx.com

### United States

Colleen Chambers  
604 643-6524  
colleen.chambers@tsx.com

### Technology

Robert Peterman  
(416) 947-4305  
robert.peterman@tsx.com

### International Toll Free

Europe - 0800 5600 5700  
China - 00 800 258 9999  
North America - 1 888 873 8392